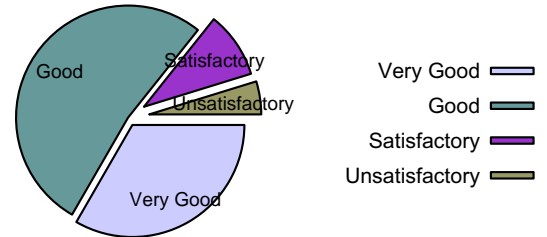


# Student Feedback on Syllabus TERM1 - 2019-2020

**Selected Classes :** SYBMS (C)  
**Feedback About :** IT I,AM,SM,RS,BPEM,ML,FC III

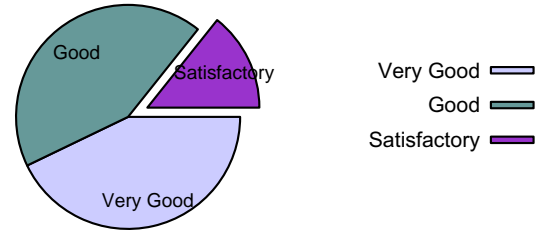
## Depth of Course Content

Very Good	7	<table border="1"> <tr> <td>Average Score</td> <td>8 out of 10</td> </tr> <tr> <td>Satisfaction Index</td> <td>95.24 %</td> </tr> </table>	Average Score	8 out of 10	Satisfaction Index	95.24 %
Average Score	8 out of 10					
Satisfaction Index	95.24 %					
Good	11					
Satisfactory	2					
Unsatisfactory	1					
<b>Total Respondants</b>	<b>21</b>					



## Extent of Coverage of Course

Very Good	9	<table border="1"> <tr> <td>Average Score</td> <td>8 out of 10</td> </tr> <tr> <td>Satisfaction Index</td> <td>100 %</td> </tr> </table>	Average Score	8 out of 10	Satisfaction Index	100 %
Average Score	8 out of 10					
Satisfaction Index	100 %					
Good	9					
Satisfactory	3					
Unsatisfactory	0					
<b>Total Respondants</b>	<b>21</b>					



## Applicability to Industry & Social Relevance

Very Good	6	<table border="1"> <tr> <td>Average Score</td> <td>8 out of 10</td> </tr> <tr> <td>Satisfaction Index</td> <td>100 %</td> </tr> </table>	Average Score	8 out of 10	Satisfaction Index	100 %
Average Score	8 out of 10					
Satisfaction Index	100 %					
Good	12					
Satisfactory	3					
Unsatisfactory	0					
<b>Total Respondants</b>	<b>21</b>					

**Total Respondants**

**21**

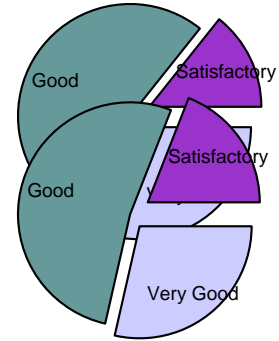
Relevance to Information Source like Library Facility Internet Facility.

Very Good	6
Good	11
Satisfactory	4
Unsatisfactory	0

Average Score 8 out of 10
Satisfaction Index 100 %

**Total Respondants**

**21**



- Very Good
- Good
- Satisfactory

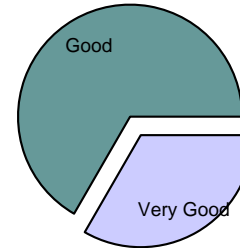
Learning in Terms of Knowledge Concepts Skills & Analytical Abilities

Very Good	7
Good	14
Satisfactory	0
Unsatisfactory	0

Average Score 8 out of 10
Satisfaction Index 100 %

**Total Respondants**

**21**



- Very Good
- Good

Relevance to increasing Employability

Very Good	6
Good	11
Satisfactory	4
Unsatisfactory	0

Average Score 8 out of 10
Satisfaction Index 100 %

**Total Respondants**

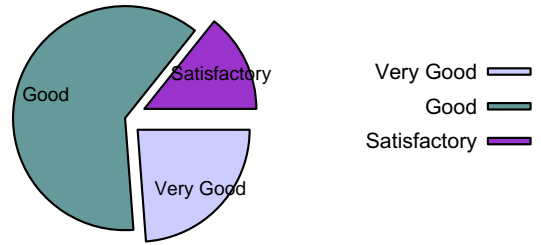
**21**



- Very Good
- Good
- Satisfactory

Overall Rating	
Very Good	5
Good	13
Satisfactory	3
Unsatisfactory	0
<b>Total Respondants</b>	<b>21</b>

<p>Average Score 8 out of 10</p> <hr/> <p>Satisfaction Index 100 %</p>
--



Note : This is a computer generated document, hence no signature required